



### District Report Card: 2017


<b>State:</b> Rajasthan	<b>District:</b> Karauli
<b>Class:</b> 5	<b>Subject:</b> Language
<b>Schools:</b> 60	<b>Students:</b> 1061


### Participation/Coverage


#### Students

<div>GENDER</div> <div></div>	Boys				Girls			
	Number		%		Number		%	
	456		42.98		605		57.02	

<div>AREA</div> <div></div>	Rural				Urban			
	Number		%		Number		%	
	977		92.08		84		7.92	

<div>CATEGORY</div> <div></div>	SC		ST		OBC		GEN	
	Number	%	Number	%	Number	%	Number	%
	402	37.89	185	17.44	415	39.11	59	5.56

<div>CWSN</div> <div></div>	LD	VI	HI	S&LD	ID	Oth
	2	0	0	1	4	1

<div>Management</div> <div></div>	Government			Government-aided		
	Number		%	Number		%
	1061		100.00	0		0.00

### Average Performance of Students in Language (%)

Overall	Gender		Area		Management		Social Group			
	Male	Female	Rural	Urban	Govt.	Aided	SC	ST	OBC	GEN
63.33	63.86	62.93	63.81	57.70	63.33	0.00	60.02	70.31	62.60	69.15

## Performance on Learning Outcomes (LOs)

Learning Outcomes	Description	Average Performance(%)
L504	Reads and comprehends independently storybooks, news items/ headlines, advertisements etc.	62.79
L508	Reads text with comprehension, locates details and sequence of events	63.60

Range of Performance of Students who Answered Correctly							
Below 30%		30% - 50%		50% - 75%		Above 75%	
Number	%	Number	%	Number	%	Number	%
78	7.35	229	21.58	390	36.76	364	34.31

## Lowest Performing Learning Outcomes (LOs)

- 1 - Reads and comprehends independently storybooks, news items/ headlines, advertisements etc. (62.79)
- 2 - Reads text with comprehension, locates details and sequence of events (63.60)